



ಬೃಹತ್ ಬೆಂಗಳೂರು ಮಹಾನಗರ ಪಾಲಿಕೆ
Bruhat Bengaluru Mahanagara Palike



BBMP COVID-19 WAR ROOM 03.09.2022



OVERVIEW OF COVID-19 IN BENGALURU

CASE TRENDS ACTIVE CASES **3,522**

<u>Confirmed Cases</u>	<u>Recovered Cases</u>	<u>Death Cases</u>
526 18,66,248 #	454 18,45,743 #	0 16,983 #

HOSPITALIZATION **50**

<u>ICU – V</u>	<u>ICU</u>	<u>HDU</u>	<u>General</u>
-	12	-	38

INCLUDES GOVT. QUOTA AND PRIVATE WALK-IN HOSPITALIZATION

VACCINATION **3,809** 2,04,89,916 #

<u>First Dose</u>	<u>Second Dose</u>	<u>Precaution Dose</u>
147 96,70,585 #	558 94,56,231 #	3,104 12,44,616 #

TRIAGING

MTU
12

Tele Triage
345

ACTIVE CLUSTERS

9

Budding Clusters (<5 Cases)
9

Clusters (> 5 cases)
0

TESTING **13,837** 3,15,43,068 #

<u>RAT</u>	<u>RTPCR</u>
2,764	11,073

Positivity : 3.89%
*FOR LAST 7 DAYS

: indicates cumulative numbers till date



ABSTRACT OF COVID-19 SCENARIO IN BENGALURU

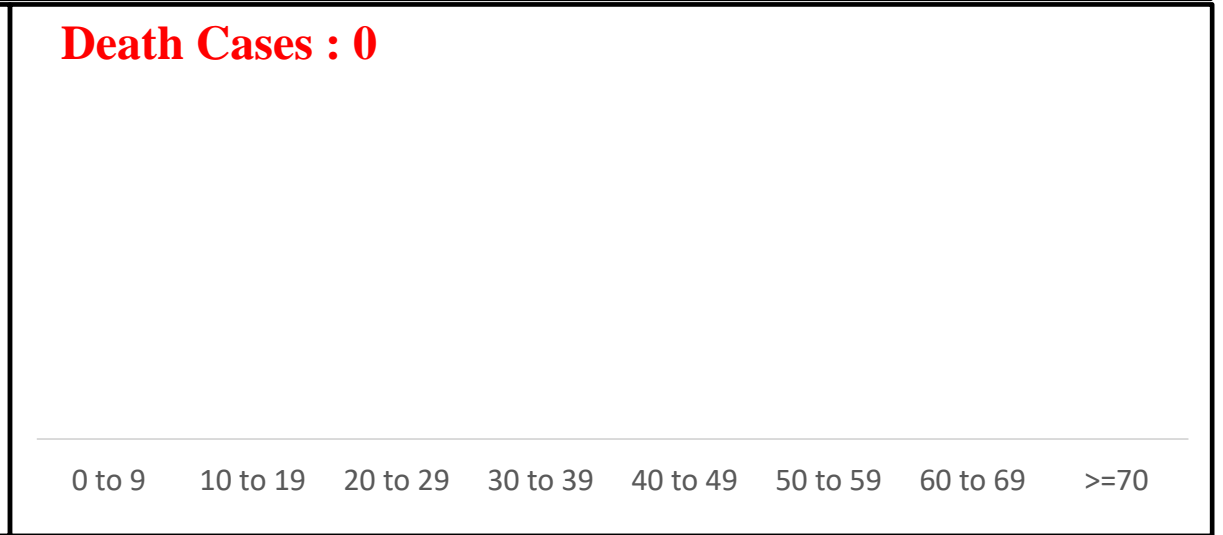
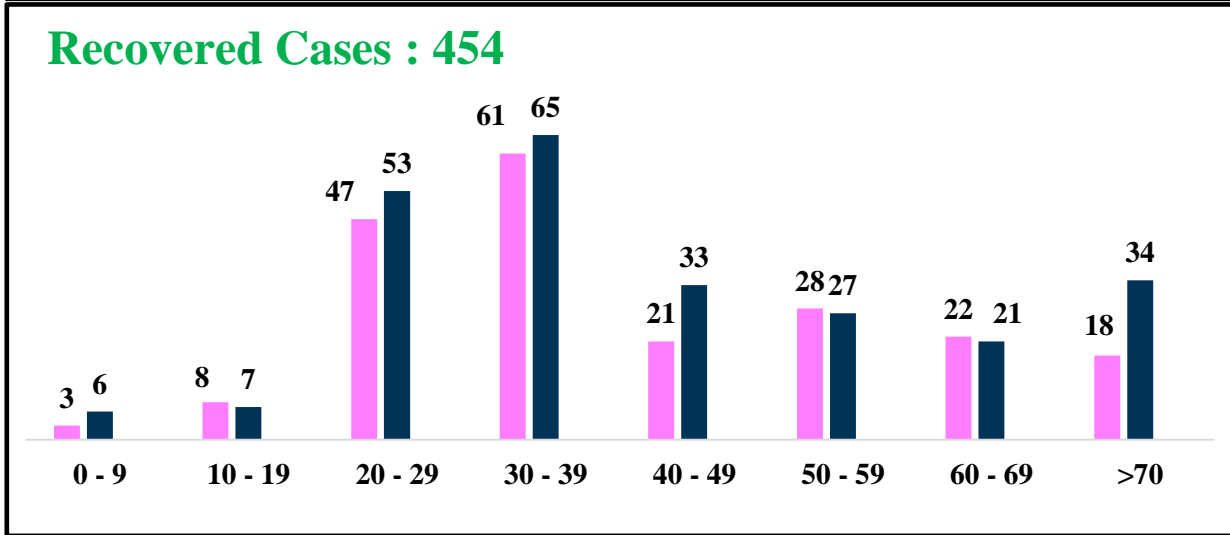
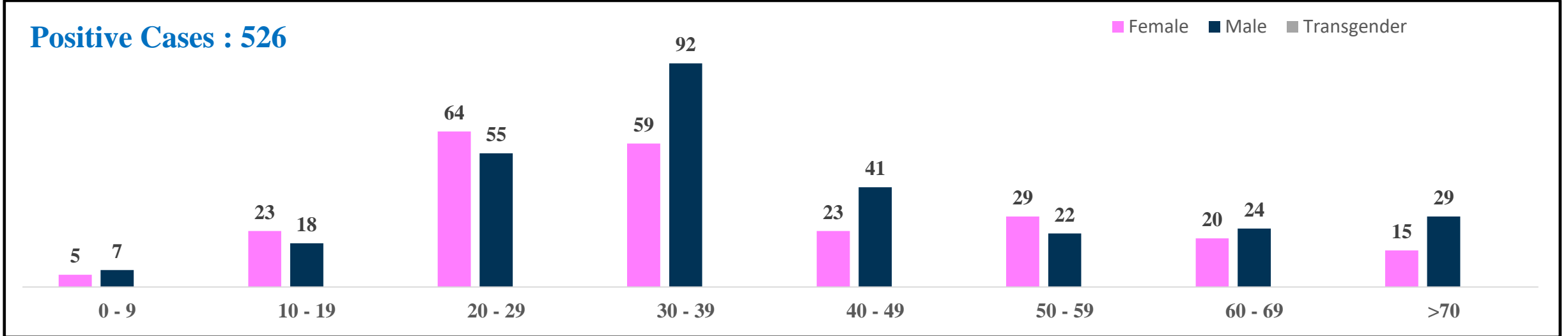


	MALE			FEMALE			TRANSGENDER			TOTAL		
	Last 24 Hours	Last 7 Days	Cumulative	Last 24 Hours	Last 7 Days	Cumulative	Last 24 Hours	Last 7 Days	Cumulative	Last 24 Hours	Last 7 Days	Cumulative
Positive Cases	288	1,910	11,00,141	238	1,557	7,65,215	0	0	196	526	3,467	18,66,248
Recovered Cases	246	2,715	10,87,157	208	2,357	7,58,493	0	0	186	454	5,072	18,45,743
Death Cases	0	1	10,755	0	0	6,224	0	0	4	0	1	16,983
Total Tests Done	In Last 24 hrs. : 13,837			In last 7 days : 89,123			Cumulative : 3,15,43,068					
Vaccine Doses Administered	In Last 24 hrs. : 3,809			In last 7 days : 25,003			Cumulative : 2,04,89,916					
ACTIVE CASES									3,522			

*Covid deaths occurred today : 00 | Covid deaths occurred beyond last 24hrs., reported today : 00

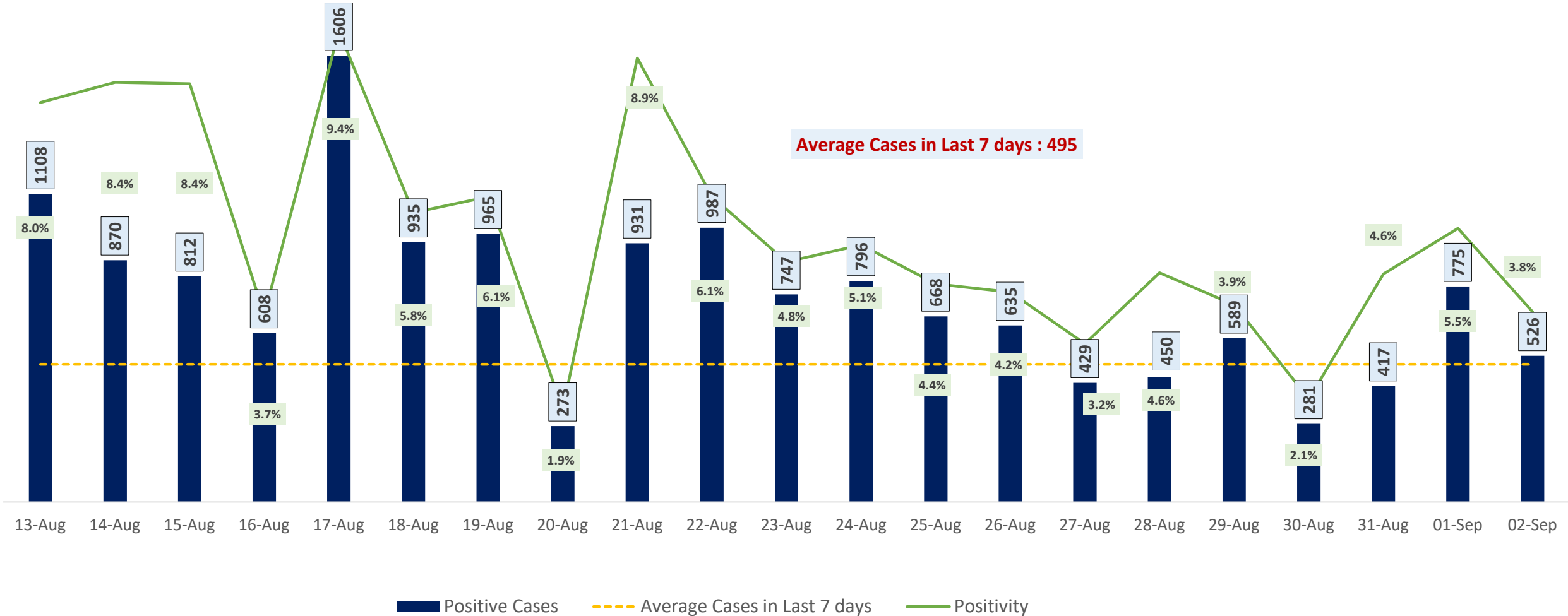


LAST 24 HOURS AGE GROUP AND GENDER WISE DISTRIBUTION





POSITIVITY RATE OF BENGALURU – LAST 21 DAYS

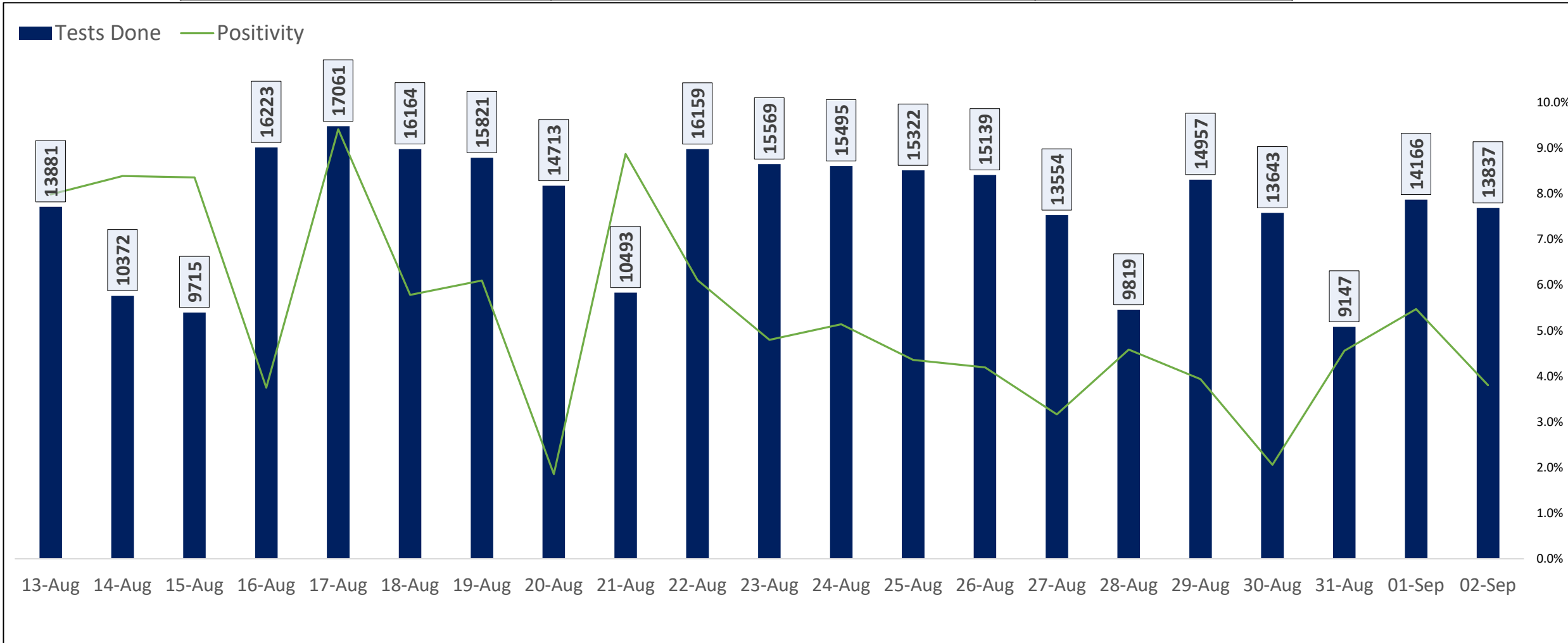




TESTING TRENDS IN BENGALURU

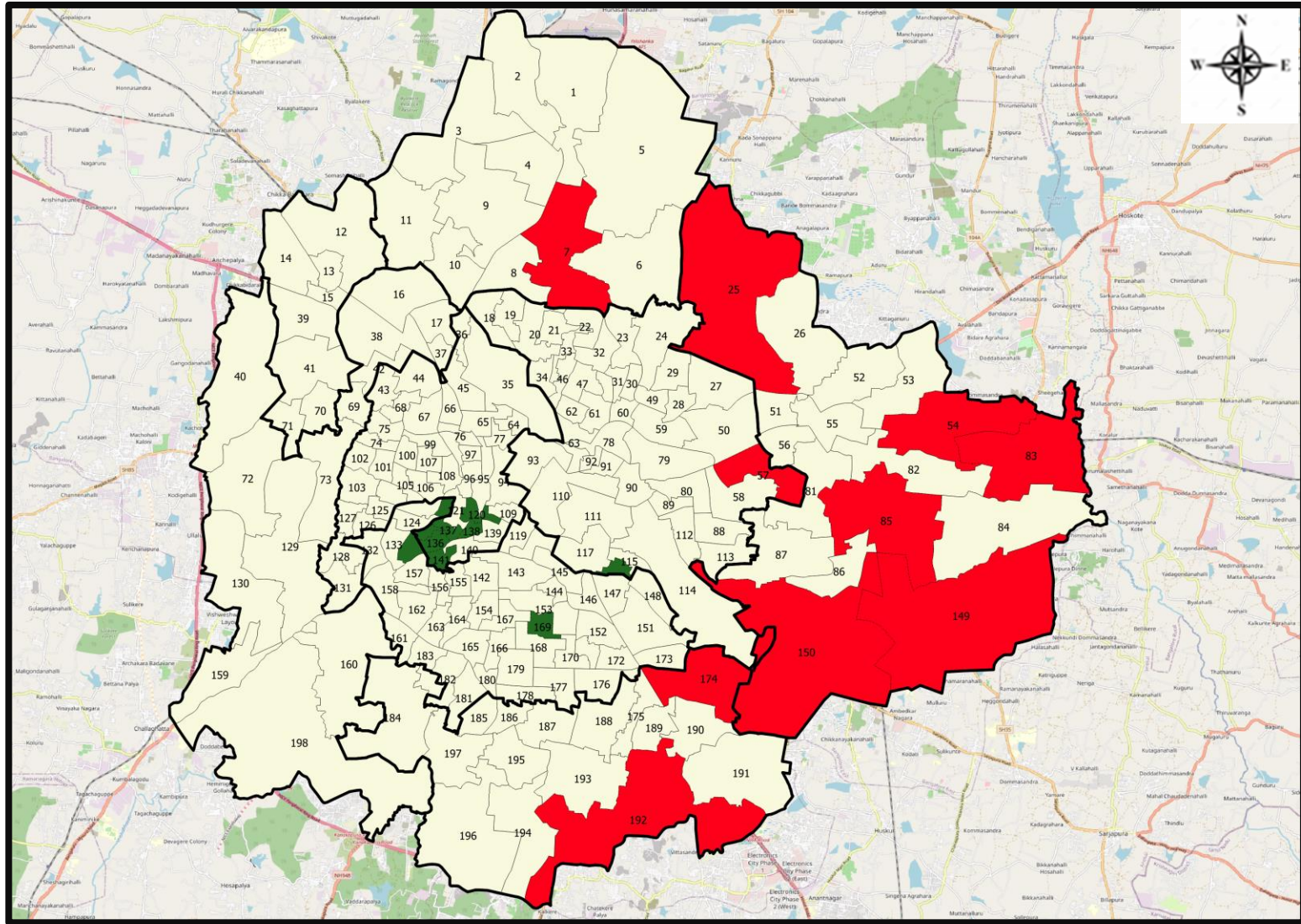


Total Test Conducted Till Date	Test Conducted Last 24 hours	Last 7 Days Average
3,15,43,068	13,837	12,732





BENGALURU URBAN MAP SHOWING TREND OF POSITIVE CASES IN LAST 7 DAYS



Top 10 wards reporting highest number of positive cases in last 7 days

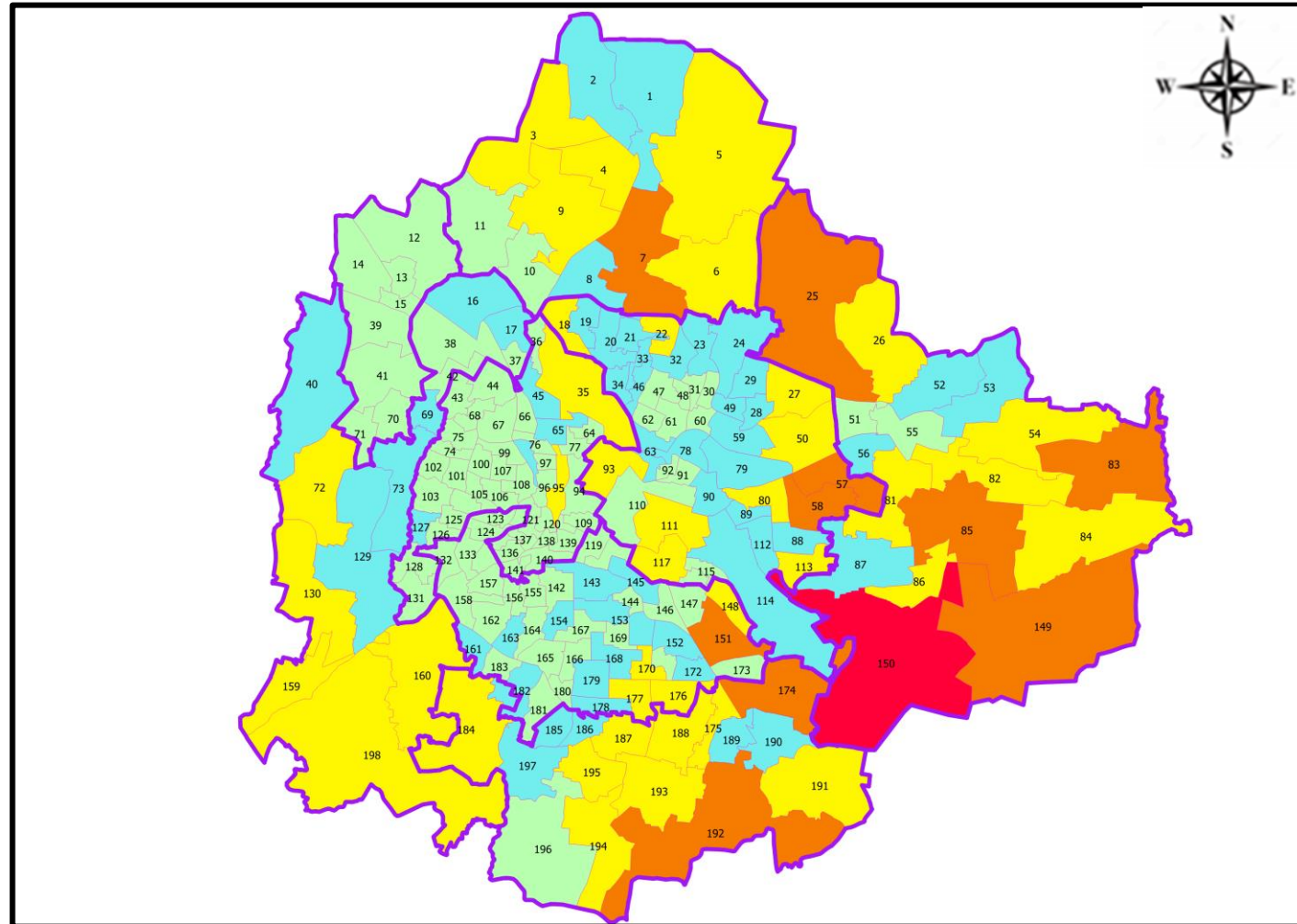
Ward No.	Ward Name	Daily Cases Average
150	Bellanduru	37
25	Horamavu	15
174	HSR Layout	15
149	Varthuru	13
192	Begur	12
83	Kadugodi	12
85	Dodda Nekkundi	11
54	Hudi	10
7	Byatarayanapura	10
57	CV Raman Nagar	9







Top 10 wards reporting least number of positive cases in last 7 days

Ward No.	Ward Name	Daily Cases Average
169	Byrasandra	0
141	Azad Nagar	0
138	Chalavadipalya	0
137	Rayapura	0
136	Jagajivanram Nagar	0
135	Padarayanapura	0
134	Bapuji Nagar	0
122	Kempapura Agrahara	0
120	Cottonpete	0
116	Nilasandra	0



BENGALURU MAP SHOWING INTENSITY OF POSITIVE CASES IN LAST 7 DAYS



-  **Level 1 : 0 to 10 Cases**
-  **Level 2 : 10 to 25 Cases**
-  **Level 3 : 25 to 75 Cases**
-  **Level 4 : 75 to 150 Cases**
-  **Level 5 : More than 150 Cases**
-  **Zone Boundaries**

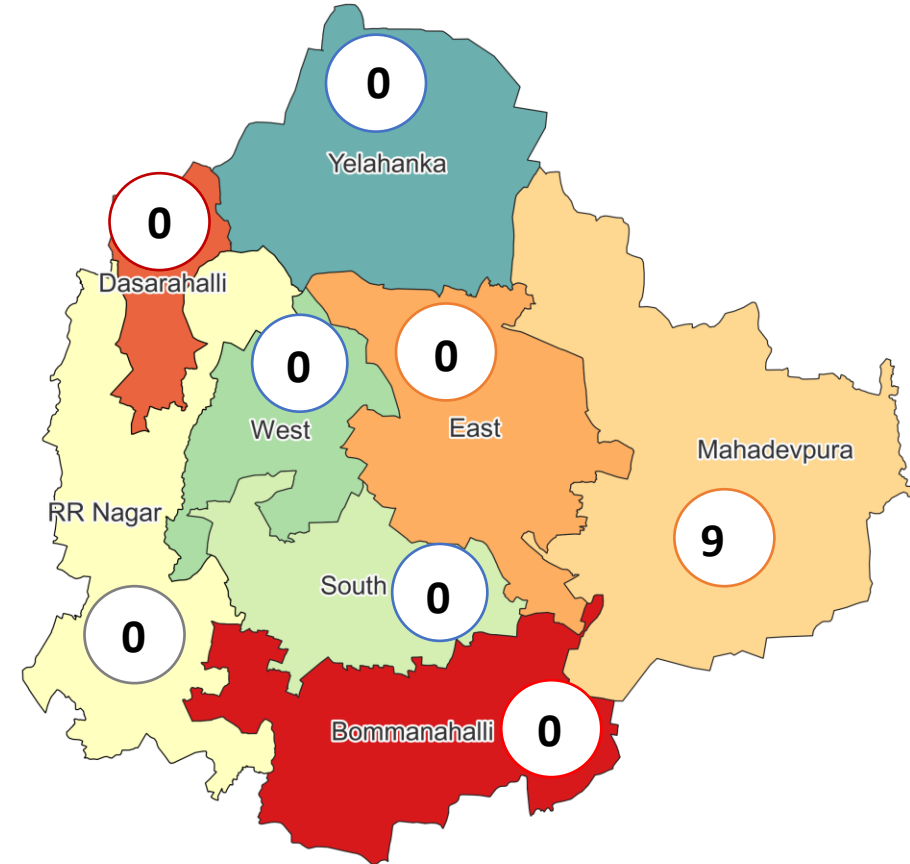


CLUSTER DETAILS



Zone Name	TOTAL CLUSTERS	Budding Clusters	Clusters	Outbreaks
		Less Than 5 Cases	5 To 14 Cases	More Than 14 Cases
BOMMANAHALLI	0 (-)	0 (-)	0 (-)	0 (-)
DASARAHALLI	0 (-)	0 (-)	0 (-)	0 (-)
EAST	0 (-)	0 (-)	0 (-)	0 (-)
MAHADEVPURA	9 (-)	9 (-)	0 (-)	0 (-)
RR NAGAR	0 (-)	0 (-)	0 (-)	0 (-)
SOUTH	0 (-)	0 (-)	0 (-)	0 (-)
WEST	0 (-)	0 (-)	0 (-)	0 (-)
YELAHANKHA	0 (-)	0 (-)	0 (-)	0 (-)
TOTAL	9 (-)	9 (-)	0 (-)	0 (-)

Total Active Clusters



Types of Clusters

Zone Name	Apartments/ Villa	Individual House	Hostels/Quarters	Others	Schools/Colleges
BOMMANAHALLI	0 (-)	0 (-)	0 (-)	0 (-)	0 (-)
DASARAHALLI	0 (-)	0 (-)	0 (-)	0 (-)	0 (-)
EAST	0 (-)	0 (-)	0 (-)	0 (-)	0 (-)
MAHADEVPURA	9 (-)	0 (-)	0 (-)	0 (-)	0 (-)
RR NAGAR	0 (-)	0 (-)	0 (-)	0 (-)	0 (-)
SOUTH	0 (-)	0 (-)	0 (-)	0 (-)	0 (-)
WEST	0 (-)	0 (-)	0 (-)	0 (-)	0 (-)
YELAHANKHA	0 (-)	0 (-)	0 (-)	0 (-)	0 (-)
TOTAL	9 (-)	0 (-)	0 (-)	0 (-)	0 (-)

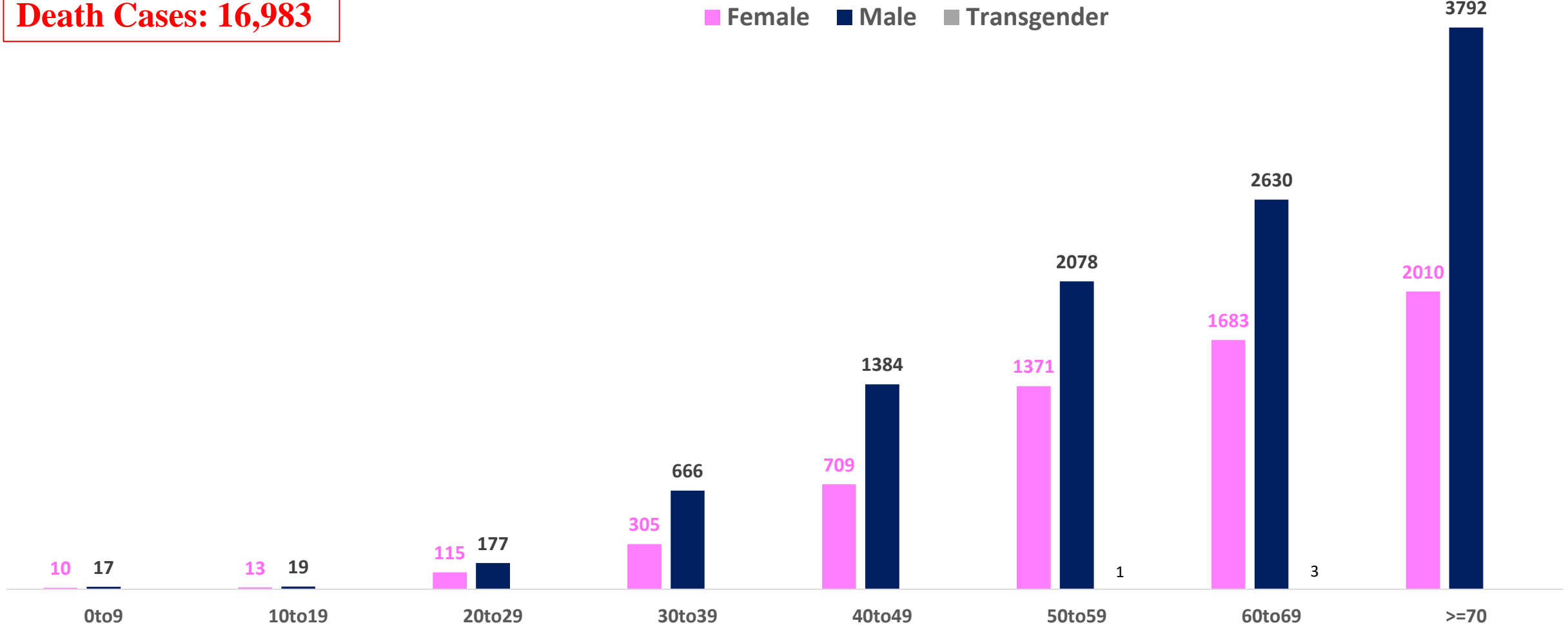
▲▼ : Shows increase and decrease in numbers as compared to previous day



AGE AND GENDER WISE DISTRIBUTION OF DEATH CASES



Death Cases: 16,983





VACCINATION COVERAGE AS ON 02.09.2022



Total Doses Administered

2,04,89,916

▲ 3,809

Total 12-14 years Population : 2.82 Lakhs

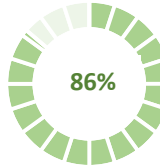
1ST DOSE



2,93,233
Doses administered

▲ 24

2ND DOSE

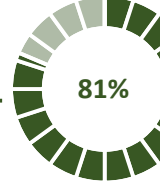


2,42,751
Doses administered

▲ 106

Total 15-18 years Population : 4.42 Lakhs

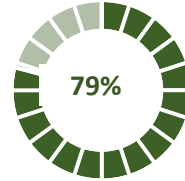
1ST DOSE



3,59,581
Doses administered

▲ 8

2ND DOSE

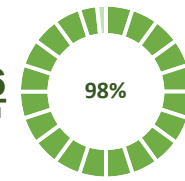


3,49,636
Doses administered

▲ 142

Total adult Population : 91.7 Lakhs

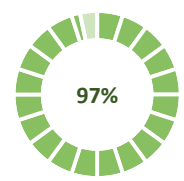
1ST DOSE



90,17,771
Doses administered

▲ 115

2ND DOSE



88,63,844
Doses administered

▲ 328

Priority Group*

Health Care Workers

Dose 1

2,10,388

Doses administered

▲ 0

Dose 2

2,07,114

Doses administered

▲ 1

Frontline Workers

Dose 1

3,81,992

Doses administered

▲ 0

Dose 2

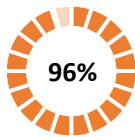
3,73,385

Doses administered

▲ 1

45 – 59 Years Coverage

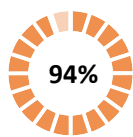
Dose 1



16,95,731
Doses administered

▲ 15

Dose 2

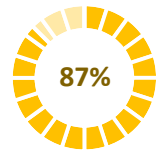


16,73,732
Doses administered

▲ 36

18 - 44 Years Coverage

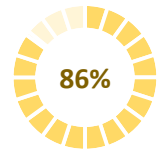
Dose 1



57,49,010
Doses administered

▲ 91

Dose 2



56,44,599
Doses administered

▲ 254

60 + Years Coverage

Dose 1



9,80,650
Doses administered

▲ 9

Dose 2



9,65,014
Doses administered

▲ 36

PRECAUTION DOSE



12,44,616

Doses administered

▲ 3,104

PRECAUTION DOSES ADMINISTERED

Health Care Workers

95,319

Booster Doses administered

▲ 67

Front Line Workers

1,37,073

Booster Doses administered

▲ 156

60 + Years Coverage

3,85,913

Booster Doses administered

▲ 180

18 + Years Coverage

6,26,311

Booster Doses administered

▲ 2,701

▲ indicates the increase in last 24 hours



COVID-19 SCENARIO IN BENGALURU AND OTHER METROPOLITIAN CITIES



CITY NAME	Positive Cases	Active Cases	Recovered	Deceased	Vaccine Doses Administered
New Delhi	20,00,187	1,457	19,72,256	26,474	3,66,55,562
Bengaluru*	18,66,248	3,522	18,45,743	16,983	2,36,03,530
Mumbai	11,44,575	3,414	11,21,456	19,705	2,20,44,775
Chennai	7,87,618	2,161	7,76,388	9,069	1,11,69,717

Source : <https://dashboard.cowin.gov.in/> at 5:05pm (03.09.2022)
Source : <https://www.covid19bharat.org/> at 5:05pm(03.09.2022)

*includes BBMP & Bengaluru Urban



SNAPSHOT OF COVID-19 CASES IN BENGALURU URBAN



**Total Wards With
< =10 Cases* :
104**

**Tests Conducted
on 02.09.2022:
13,837**

**Recovery
Rate*:
98.90%**

**Total
Active Cases :
3,522**

**Total Vaccinated
on 02.09.2022:
3,809**

**Positivity
Rate* :
3.89%**

**Active
Rate*:
0.19%**

**Case
Fatality Rate* :
0.03%**





*Total positive cases In the past 7 days

*CFR and positivity is for Past 7 days



ಬೃಹತ್ ಬೆಂಗಳೂರು ಮಹಾನಗರ ಪಾಲಿಕೆ
Bruhat Bengaluru Mahanagara Palike



Download BBMP Bulletin	https://apps.bbmpgov.in/covid19/mediabulletin.php
To register for vaccination :	https://selfregistration.cowin.gov.in/
BBMP COVID19 Dashboard:	https://apps.bbmpgov.in/covid19/
Follow us on:	 www.facebook.com/bbmp.comm1/
	 twitter.com/BBMPCOMM
	  BBMPSplHealth

Issued by:

Honorable Chief Commissioner, BBMP
Special Commissioner Health & IT, BBMP
MD, Bengaluru Smart City Limited

THANK YOU !

4 STEP GUIDE TO SAFEGUARD FROM
COVID-19

- Practice self-hygiene and wash hands regularly
- Avoid touching your face with unwashed hands
- Avoid going to crowded places
- Visit doctor immediately if you show symptoms of sore throat, cold and fever

For more information around Covid-19 call the BBMP helpline number-1533

